10.

1.

2. ——

3.

4.

5.

6.

7.

8.

9. RAC , '

10. , '

11.

12. ·

13.

14. ·

15.

16.

17.

18.

19.

20. Edwards

21.

22.

23.

24.

1. 7730 10%

2. : ,

3.

4. : , ---

5. : ,

, ‘

6. SKF Hanbell

7.

1

2030

2100 60%

35 2050

http://www.chinesevacuum.com/ShowArticle.aspx?id=50485&pid=39

2

2015 7

8.3%

2015 (7) 3200

8.3% 8.9% 2415 76%;

( ) 5.3% 470 15%; (

) 11.9% 218 7%

2015 6955 2 3-4

6-7 ;

4500 ;2015 2016

2015

1.3 2

2014 9

2015

, '

; , ' ;

, '

http://news.ehvacr.com/news/2015/1009/96812.html

3

, 2015

7%

:

2015 1~4

6.2% 2010

1.3% 4.8% 6.4% 1.0% 3.5%

1~4 12079 0.8%

5.6 69.8%

7% 4%

6 1.41 2010

1.92 26.5%

1~4 GB3095-2012

74

PM2.5 PM10

5250 1.8% 6.3

-59.2%

6.9% 6.5% 1.5% 10.6%

2.9% 3.7% 1.6 1.0

1~4 1.3%

2.51% 1.13%

0.35%

1~4 1

4

5 6.7%

6.5% 7.8% 4.6%

10

1~4 PM2.5 PM10 SO2 NO2

PM10 NO2

2015 4 2

, ' 2015

4 25

, ' 2015 5 8

2025 , ' ,

' 2015 5 12

1~4

17341.3 1.3% 4

, '

3~4

1~2 515% 1~2 237%

1~2 125% 1~2 197%

1~2 204%

5 5

5 6.1%

4 0.2

5 6.7% 4

0.9 9.3% 3.2

PPP

, PPP '

2015 4 9

PPP 5 25

PPP 370

35% PPP 5 34

22 PPP 3 321

1895.84

2025

2015

2025

,

http://www.wzsjxw.gov.cn/art/2015/8/3/art_14537_245596.html

4

4 28 ,

2025 '

10

10

, 2025 ' ,

2025

, 2025 '

2015 3 25

,

2025 ' , '

, 2025 ' 3

150

, 2025 ' , 1 10 '

10 10

2013

2020 3 5 8 10

45%

10

, 2025 '

10

2010

——

10

2025 10

9

, 2025 '

5

2014

50%

, 7%

—8% ' 2003-2011 ,

7%—8% ' 2003-2011

15.4%

2015 GDP 7 PPI 37

6.4% 2009

2.7%

4 28

, 2025 '

, 2025 ' 9

9

2.0 3.0 4.0

, 2025 '

,

'

10 9 , 2025 '

4 18

4 18

90

, 2025 '

(IPCC)

0.79

2014

2005 29.9% 33.8%

6

(INDC) ——

2030 2005 60% 65%

20%

2016 2030

1 1.5 3

4

, ', ', '

;

http://news.ehvacr.com/news/2015/0929/96772.html

6

9 1

600

8 28

600

150

600

30% 25%

25% 20% 30%

20%

2009

,

'

1 -7 11.2%

17%

20% 18.2%

, '

, '

1 -7 7

5-6

'

'

'

'

9 1 8 PMI

PMI 1.2 PMI

PMI

http://news.ehvacr.com/news/2015/0903/96527.html

7 13

1

2012 7 1

8

21 21 8 ( )

:

0.562 0.329

( ) 1

0.5424 1 0.5324 .

2

65% 75%

(2015

75%)

3

2005

(GB50736-2012)

(GB50732-2012)

1

2

300/500V

4

5

6

2013 PM2.5

7

5 13

20 1800

28 40%

2050 4

1/4 10

25

8

4

’

‘ ’ ‘

9

10

2015

11

2012 PM2.5

56% PM2.5

37% SO2 NOX PM2.5 9.5% 7.7%

20% PM2.5 44%~54%

50%~60%

1)

2)

3)

http://news.ehvacr.com/news/2015/0901/96484.html

8

2002 100 2014 70 ,

2017 100 '

2017 100

2002

60

2012

, 25%

'

2014 73.9 2013

22.1%

1000 90%

,

'

,

'

,

'

,

http://news.ehvacr.com/news/2015/0901/96423.html

9 16

2016

8

2012

—2014

2015 65%

90%

2015 15%

3000

http://news.ehvacr.com/news/2015/0901/96446.html

1.

2012 , '

2015 3 15

2014

2015

1 7

2014 2 2014

2013 12

3.

2009 EC/28/2009

,

'

,

'

Directive2009/28/EC 7 AnnexVII

SeasonablePerformanceFactor-SPF SPF>1.15*1/

η η =

EUROSTAT η

SPF

2.4-2.6

EurObserv , 2020 1.1458

1638

80%

2009 7

CO2

EcoCute EcoCute

EcoCute 25%

4.

40

140

3% 30%

1000 500

5.

2014

10

320

550

6.

5 , '

500

5

http://news.ehvacr.com/news/2015/0906/96545.html

11 12

1

98

12

12

http://news.ehvacr.com/news/2015/0908/96579.html

12 , ' , '

1

2012

-- 800

……

3500

18 35 60

1 1

http://news.ehvacr.com/news/2015/0906/96541.html

13 2015

2015

100

80

,

+ '

2015 8 31

8.15% 40%

11.37%

19.9% 100%

118%

, '

——

118%

30%

2015 19

,

'

http://news.ehvacr.com/news/2015/1014/96868.html

14

http://news.ehvacr.com/news/2015/0925/96753.html

15

6 30

4

7

68 2015

2017 2020

, + '

(

)

, 2025 '

, '

——

http://www.modaigou.com/html/xyxw/1318.html

16 +

http://www.compressoronline.cn/index.php?m=content&c=index&a=show&catid=106&id=5904

17

,

2000

10% 15%

1500 2000 ,

' ,

45 '

106

56

, '

http://www.51comp.com/archive.php?aid=52274

18

2008

2009-2013

2014 400

CA10 CA15

52mm

60mm

65mm

82mm

2015 9

19

9 28 3

1093.35

28 3

3 527.5 428.25

137.6

9 19 3200

9

4216

3

2020

3

http://www.compressor.cn/News/scdt/2015/0929/80952.html

20 2015

2015 6

40 40

GB/3853-1998 GB/T 4980-2003

GB/T 7777-2003

GB/T 15487-1995 GB 19153-2009

GB 22207-2008

JB/T 6430-2014 GB/T 26967-2011

,

'

,

'

,

'

20%

,

,

'

'

,

2015 8

, ‘ ’

‘ ’

'

8 25

2015 ( )

784 ( )

11 6

2017

2022

,

,

http://news.ehvacr.com/news/2015/0911/96622.html

22 2016

2015

TrendForce EnergyTrend

EnergyTrend 2016

57% 25%

11% 7% 58GW

;

;

33.1GW

2020 (RenewablePortfolioStandard RPS) 50%

;

MW 2016 14.6GW

50MW

(Feed-inTariff FiT) 2016 3GW 1.2GW

2016

10.3GW

http://news.ehvacr.com/news/2015/1013/96854.html

23

4

4 7

5 19

5 10 10 28

PV 2014 5

2014 5 Tindo TindoSolar

AADC

TindoSolar

60 Tindo

AADC 2015 4

AADC

CEC CEC

18

Wuxi Suntech

8.7% Trina Solar Residual Exporters

ET Solar ReneSola 4% 3.9%

3% 2.1% AADC

10 28

PV

2014 5

1GW

80% 3.93

4

4

http://www.semi.org.cn/pv/news_show.aspx?ID=17185&classid=12

24

15 5.3GW

17.8GW 30%

2015 9

990 161% 832

158

2013

137

2000

30% 77.59

8-10%

http://www.semi.org.cn/pv/news_show.aspx?ID=17173&classid=12

25

10 21

IGBT IGBT

6

5037 IGBT

IGBT

IGBT

IGBT MEMS

VDA6.3 A IGBT

IGBT 80

2025

2014 3

IGBT

1200V 2 2

2015 8

IGBT

2016

6000

IGBT

IGBT

IGBT IGBT

IGBT

IGBT 75 30%

IGBT

IGBT

IGBT

IGBT

IGBT

IGBT

IGBT

IGBT

IGBT

IGBT

IGBT IGBT

80

http://www.semi.org.cn/news/news_show.aspx?ID=43614&classid=117

26 2025 IC 70%

IC 2010 750 2014 980 2010 2014 6.8% IC DIGITIMES Research 2015 IC 1 063 2014 8.5% IC IC IC 2010 53.7 2014 160.9 2010

2025 2020 IC

40% 2025 70%

IC DIGITIMES Research

IC

http://www.semi.org.cn/news/news_show.aspx?ID=43103&classid=117

27

SEMICON Taiwan

6

http://www.semi.org.cn/news/news_show.aspx?ID=43168&classid=117

28

CEO

I 0 9 /

0 72 /

5MW

http://www.chinesevacuum.com/ShowArticle.aspx?id=51054&pid=39

29

2015

ams IBM

ams

ams Ams CMOS

IBM

IBM

IBM

2015

http://www.chinesevacuum.com/ShowArticle.aspx?id=50761&pid=39

1

2011

2012

2012 2013 2013 2014

! !

!

2015 8

2

2012

2012

23% 10.4%

6.1% 13

59.5% 1.77% 20 43.4% 0.55%

2012

90 21

90

35%

http://www.chinaccm.com/22/20150925/221303_2942336.shtml

3 2014

2014

2014

486 2014

1425 2.99 1852 0.15

106 1.39 195

3.21 249 33648 6.6

76 244

7.09 1690525 3.3

133012 10.72 128292

18.91 56 1295772 1.18 24275

5.49

1

2014 76

1729912 4.68 541996 7.58

39 160.2

92.6

76 37 20

14 39 20

18

2014

8.7% 2.3 10

O.9

2

2014 1705501 3.95

98.59 1.21 2014 1964887

5.22 41

10 20

2015

3

2014 76 128292

18.91

7.5 2011

4.1 2012 6.6 2013 6.7

2014 7.5

1

76 1690525

3.3 6 1306978

2.62

11.42 3.4 6.05 20

76 37 20

13 39 20 19

2

76 133012

10.72 27.2

106

1.39 631 1.31

15586 10.61

1020

6.97 3.69

195 3.21 3.01

2014 8 12378.7 10.53

2013 16 12724 17.7 2012

10 8481 11.7 2011 2

1786 2.3

50

2014 52

10.7 5 5.82

2014 471 8.87 26

36.3 2014 10.8

1.24 9.9

3

76 2014

51.64 9.39 17.45 3.95

36.88

31.24

1.04 1.15

2014 291

5.59 115 6.47

33.45 2014 1574

7.1 34.47 450

14.46 5.1

4

76 2014 231.97

14 7.87 0.04

456 2014

5.73 0.09 5309

6.72 0.29

76

8.5

2.12 10.7 2.2

1.04 0.11 1.52 0.48

8.24

0.65 4.51 3.73

49.31 2.76 60

10.69

105.31

16.41 120 16.9

7.58 6.36 1.22

7.02 5.91 1.11 12

54.6 1.07 113.02

2014

2014

76

741299 1.83 42.85

0.55 58040

1.65

1 50

DTY355H120*87*75*36 51

2 3 / 18 /

1.6 2.5 40

60 35

2

GB/T18920

3 4M150

1500kN

150-200 / 240-330 / 150-400 /

15000kW

240

CNG

0.25 0.65MPa G

30 50 3.0 3.4MPa G 4670 10020N m3/h

994r/min 648kW HS2000

250kN 500kW

1000r/min 2 4 6

4 60 /

C202AB

C202AB

5500 C202AB

12

60

/ LNG BOG 100 8

BOG

60 / LNG LNG

LNG

DMR LNG

BOG LNG

BOG

-196

5

2014 2000

6

5

86 30 2014

GB19153

GC

7

TRL-PM 2014

8

2

C511A K7001A

9

CNG LNG

CNG LNG

10

2014 2014 12

973

973

973

11

VPJ

7600

100

9

KE1000-110W-3-60ORC

ORC

12

368

3050

4000

9

6 41 45

13 · RT153 GA90+ 160

RT153

14.1MMcfhr 400,000m³/hr RT153 11.1

14.8MMcfhr 315,000 to 420,000 m³/hr

GA 90+-160

5 GA

55 / 131℉

GA 90+-160 IE3

100

14 M

89mm 1500r/min 450kW

CNG

LNG

CU-TR

5 V W D M Z

CU

15 BLX 75-100A

1-

1

2014 2 22

2000 15000m2

3

2

2

2014 12

3 ·

Ash Air Fox Air

MBAR 2011 Ash Air 2013

3 1.62 120

2014

2014

100% 2014 1-12

99.08% 1-11 0.02

0.48 0.48 12 99.22%

11 0.1 0.52

2012

1-12

0.97

100%

1-12 142

100% 79 80

100% 60

2014

1-12 142

80 56.34% 1-2 11

1-12 62 43.66%

2014 100%

100%

100%

100%

100%

100%

100%

100%

100%

100%

100%

100%

100%

100%

100%

100%

100%

100%   100%

2015

lʼ ɣ ؞ ἶ u χ پ ῞Ḥ

2015 9

4 < >

-

19

1

1

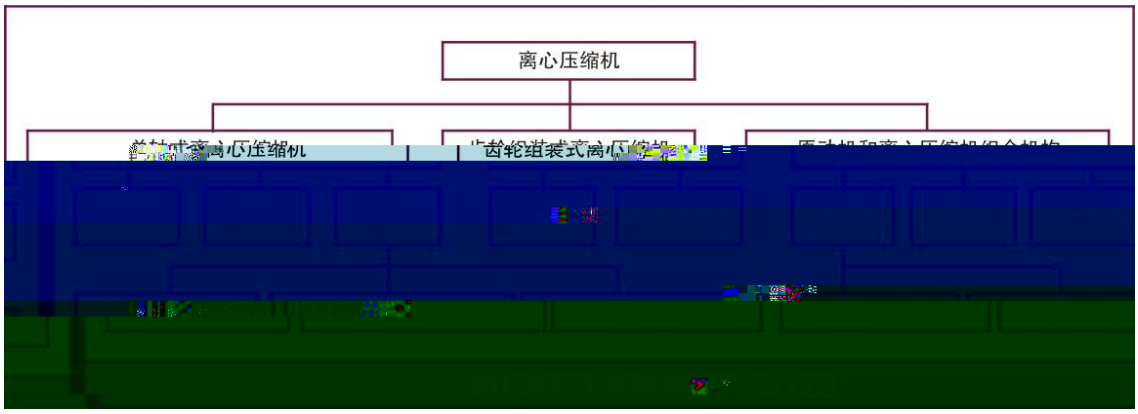

2

1899

· 1905

5 1906 ·

2 0.45MPa

3600m³/min 4000r/min



图2 世界上第一台三缸串联

图3 单轴离心压缩机（左：水平剖分型；右

3

2.1

20 50

20 90

4

5

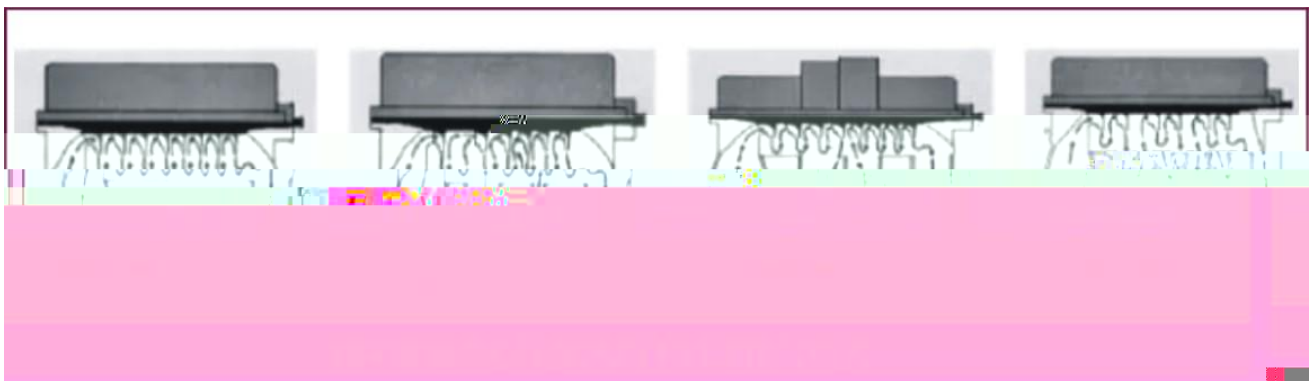

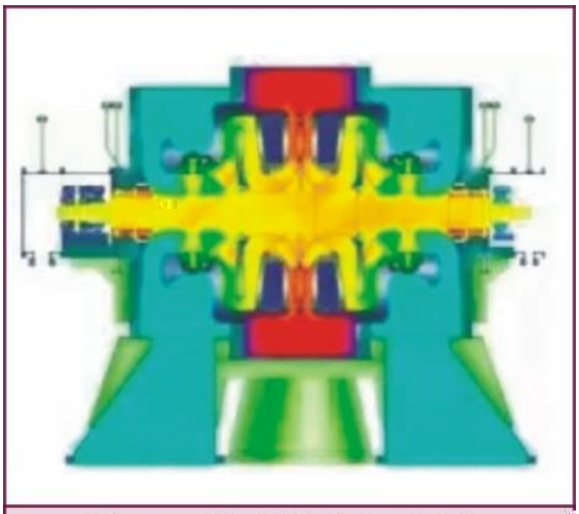

图5 双吸气单轴离心压缩机

6a 6b

7

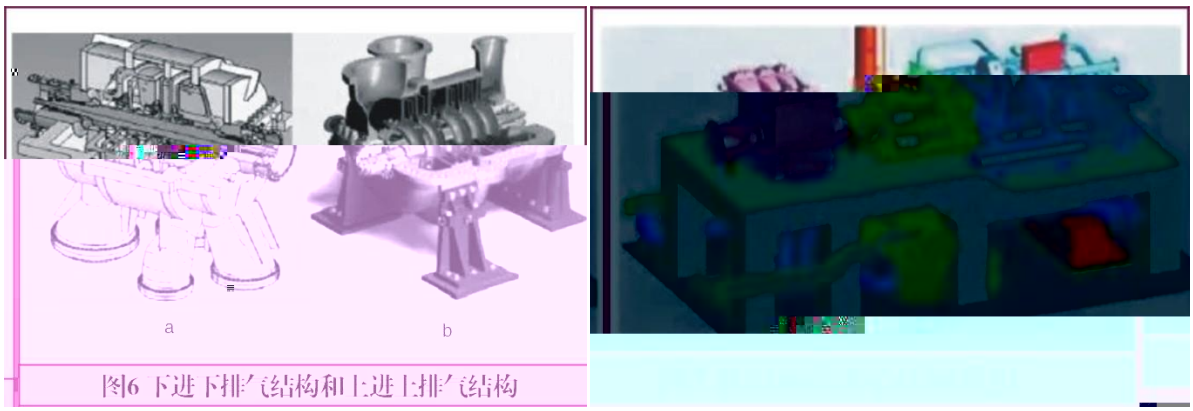

图6 下进下排气结构和上进上排气结构

8

图

9



图9 采用整体端盖设计的离心压缩机图

10



2.2

11

1963

10MPa 20 70 60 70MPa

280mm 20 80

80MPa

API 617 2002

0.138MPa

11

12

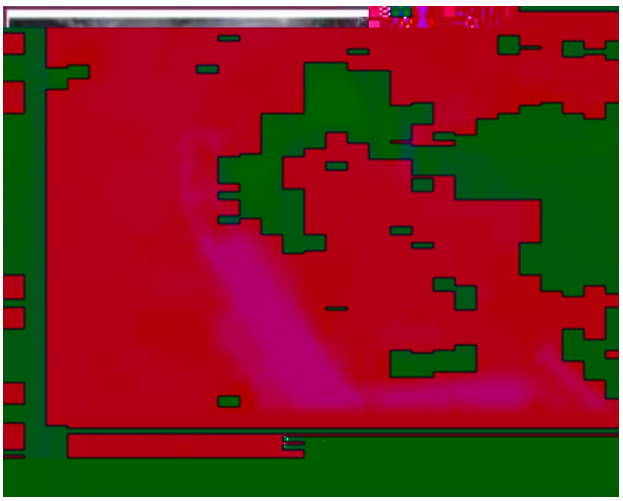

O

O O

O

100MPa

62MPa

13

14

- 13

14



图13 机壳与风筒螺柱把合形式（左）与焊接形式（右）



图14 筒壁机壳与风筒螺柱把合连接与焊接结构

35MPa 35MPa

15 GE 16



图15 两侧端盖的筒形压缩机



图16 一侧端盖的筒形压缩机

17

图17 驱动机双输出轴的双缸筒形压缩机组

18



19



- GE

GE

- 20a

20b GE



图20 长输管线离心压缩机

21

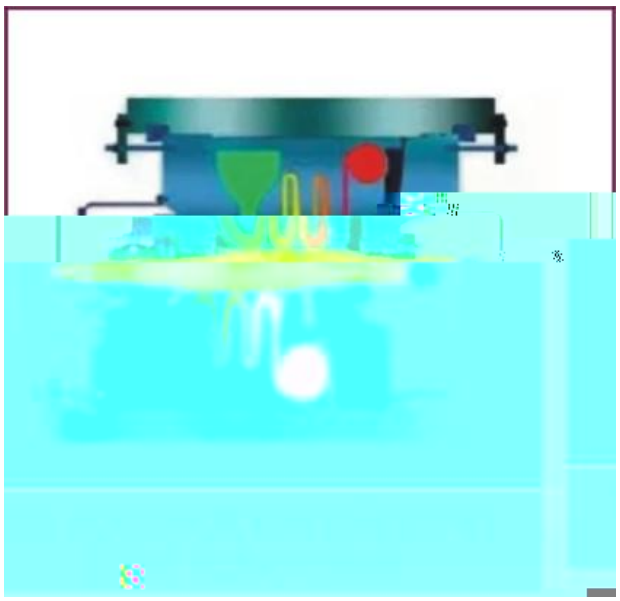

http://www.compressoronline.cn/index.php?m=content&c=index&a=show&catid=6&id=5918

5

2009 GB19153-2009

GB19153-2009 3 1

2015 7 2

1

1

1 1 2

2

3

1

1

2 1 1

2

1

1

1

atlas.copco

2014 10 4

27 1

1973 SIGMA 1

1968 54 · ·

5 1973

SIGMA 5:6

SIGMA

10% 15%

1973

KAESER KOMPRESSOREN Group SIGMA 1998

PC SIGMA CONTROL 2001

SIGMA CONTR OL2.

1985

5m ³/min 3m ³/min

· 1985

· 3000

2 00

5m ³/min

15

. .

2005

secotec

1994

CSD CSDX

45 kW- 90 kW 8.3 - 16.1 m³/min 15bar

CSD CSDX

1 CSD CSDX

3 -6 % 2

IE3 3

1:1 V

4.

Sigma Control 2

/

SD

RFID

95%

50%

PC

1998

2 1

1

1

1

1

1 10%

10%

1

1

2 17% 1

18 1

3

0.02mm

4

1

2

3

5

70

(3)

1

2

3

4

2015 9

6

30%

N

x y

1 N N N

y

x

40% 55%

2

x y

x

x y y x 1

10% 25%

1 5-6%

x y

http://www.aiweibang.com/yuedu/55539426.html

7

1

2

1

2

2013-2014

2015

8 EMC

5 2014-2015

, ' 2014-2015

GDP

3.9% 2% 2% 2% 5% GDP

4% 3.5%

2008-2013 2009-2011

2011 7.05%

2013 37.5 2012 3.7%

1 2008-2013 %

2 2013-2014



2014-2018 **EMC**

2003-2013

50.45% 2011

412.43 43.45% 2012

557.65 35.21%

2013 742.32 33.12

2559.72 6399.31

3 2003-2013

%

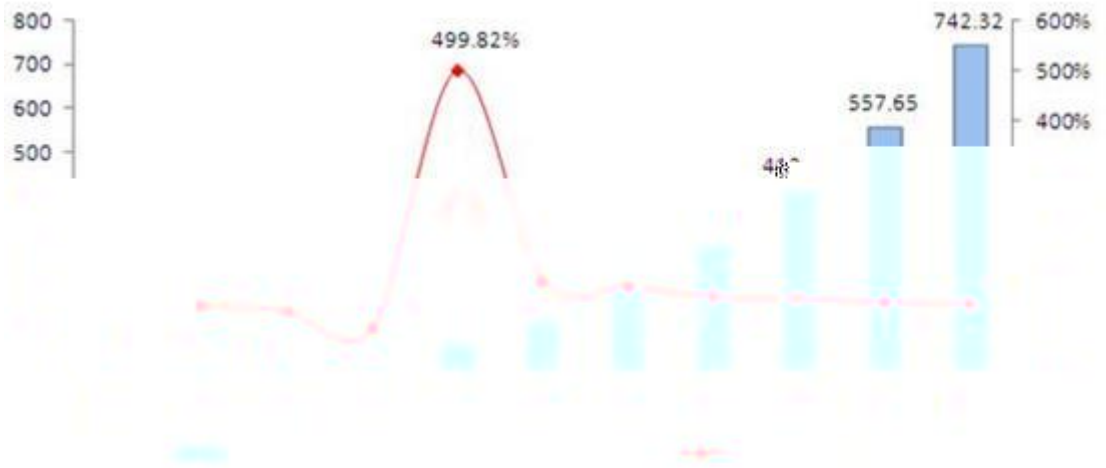

3

EMCO EMCO 2006 133 2012

2339 867 58.90% 2013

2013

3000 28.26%

4 2006-2013

%

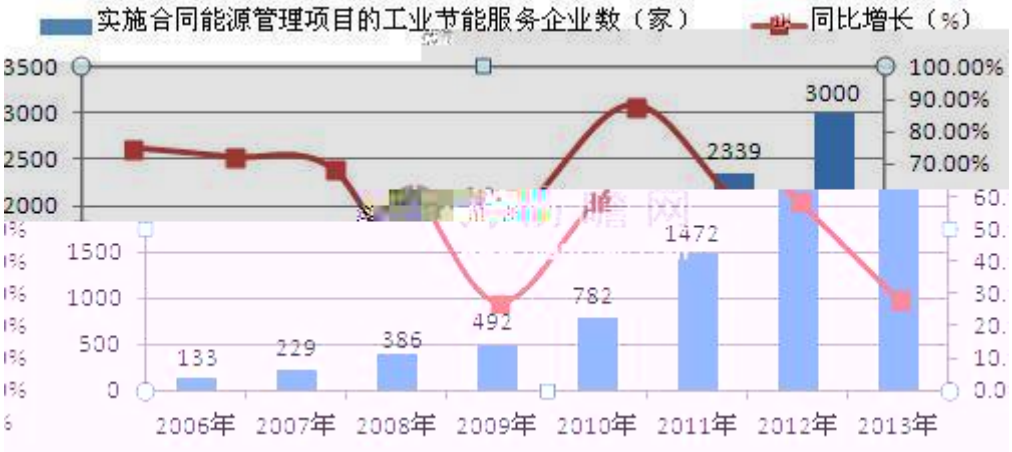

2013 1000

929 " " 2015 3000

1500

5 2011-2013

2006

40 9 22%

20 50% 7 17% 2 5%

1 3%

48% 32% 13%

6 IPO %

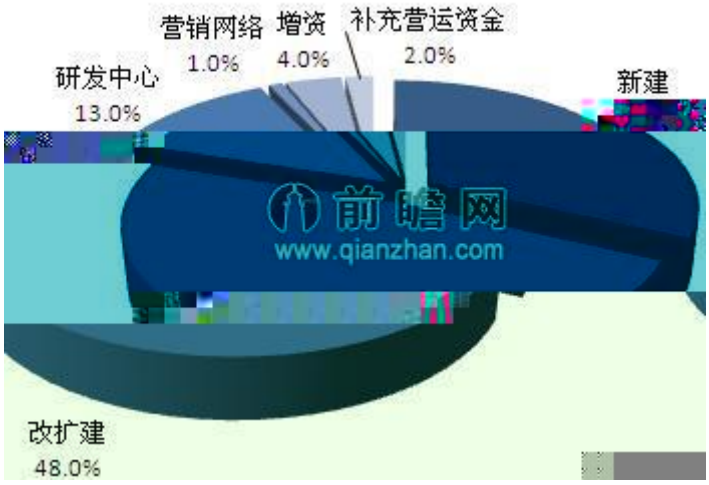

10 EMC 60%

16%-25% 30%

EMC EMC

2020 1857

14%

7 2014-2020

" " 2015 3000

1500 2020

2821

8 2014-2020

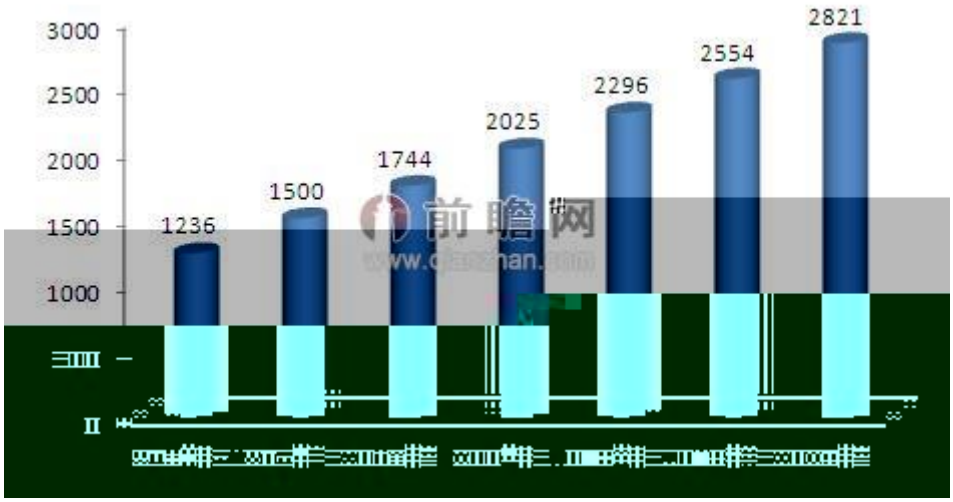

30

http://www.qianzhan.com/analyst/detail/220/140806-feec0949.html

9

2015 10 13-15 2008

600 20

2000 2020

1.5

1-9 1050 -1100

1500-1800

26% 31GW

1/8

30%

1.5

20%-30%

6000 -1

30%-

2020 15% 2030

20% 2000 2020

1.5 7%-8%

4-4.5

5% 25% 5% 10%

2017 MPP 99.9%

99.5% 30

99.4%

10

0.1 /

5%

GE 1%

1% 4%

+ + +

×

http://www.chinesevacuum.com/ShowArticle.aspx?id=50857&pid=39

10

(

)

1/4 3 4KG

30%

6 43%

( ) (1/3) (

40) (LCC)

76% 14 7%

7 5%

20% 3%

3/4

20-30

!

http://www.chinesevacuum.com/ShowArticle.aspx?id=50437&pid=39

1

2015 11 2 ,

' ,

' , ' ,

0 -18

http://bao.hvacr.cn/201511_2061528.html

2

2015 11 2

, '

25000 3 ,

' , + '

, '

8

11 2 10:00 2 3 3

1.

2. 15HP

3. 15HP

11 2 10:00 8

1.

2. / /

3.

RefComp&SRM

11 2 14:00 8

——RefComp

Refcomp

——SRM

11 2 10:00 1

1.

2.

3.

2015

11 3 09:30 2 3 3

1. GEA

2. GEA

3. GEA CO2

-

11 3 09:30 9

http://bao.hvacr.cn/201511_2061526.html

3

10 16 (

) ,

'(2013C01159)

,

'

http://bao.hvacr.cn/201510_2061339.html

4

10HP 367

3670 120 20000

24

10

10HP 135 45 7000

10HP 51 17 32

http://bao.hvacr.cn/201510_2061193.html

5

2014

.

(B) CBD 39

80

http://bao.hvacr.cn/201510_2060919.html

6

2016 , '

2014

, '

, '

, ' 2014 2016

, '

600

2016

, '

COP7

IPLV 9.0

2014

DILMA

巴西奥运场馆中央空调供应商品牌及产品一览表				
序号	场馆名称	品牌/产地	奥运场馆所应用的产品	采用同等技术的国内产品
1	VELODROME（自行车馆）	美的中央空调（中国基地生产）	多联机VSX、MINI VRF、冷水机CHILLER	MDVX系列、家用中央空调TR系列、MC系列大型冷水机
2	IBC（国际广播中心）	美的中央空调（巴西基地生产）	冷水机CHILLER	MC系列大型冷水机
3	MPC（主新闻中心）	美的中央空调（巴西基地生产）	冷水机CHILLER	MC系列大型冷水机
4	HOTEL OF MEDIA（媒体酒店）	美的中央空调（巴西基地生产）	冷水机CHILLER	MC系列大型[illegible]
[illegible]	[illegible] OFFICE（[illegible]）	美的中央空调（中国基地生产）	多联机VSX	MDVX[illegible]
6	ARENA TENNIS（[illegible]）	美的中央空调（巴西基地生产）	冷水机CHILLER	MC系列大型[illegible]
7	[illegible]			

，madeinchina ‘

，‘

，‘ ，

‘

500

1100

COP7.11 MDVX LPLV

C 9.0 7 CQC

5

MDVS

V5X

88HP IPLV

8.1

100 45

2025

2025

, 2025 '

, 2025 '

http://www.chinahvacr.com/hyzxnews/show.php?itemid=3129055

7

11 18 ,

30 800

4.0

, + , '

+ ,

'

,

, ,

, ,

, ,

95%

Sunda-IBS Sunda

3000 100

30

9

2015 2 660MW EPC

, ,

+

SLRemote

, ' , ' , '

4.0

http://www.chinahvacr.com/hyzxnews/show.php?itemid=3129240

8

11 18 2015

(, ')

50% 30

100

http://www.chinahvacr.com/hyzxnews/show.php?itemid=3129196

9 RAC , '

—— RAC

RAC

99.04% +

6%-8%; 10ms

?

(

)

( )

2014 6

20000

332

20000 3

, '

,

'

2005

15%

, '

——

RAC

http://www.chinahvacr.com/hyzxnews/show.php?itemid=3128809

10 , '

11 4

, ' 7

2012 , '

2015 9

2007

2012

,

'

http://www.chinahvacr.com/hyzxnews/show.php?itemid=3128856

11

DCLC250MD

1933

4

100

100 000

DCLC250MD

AHRI cop)

6.54 (IPLV) 11.8 34.7%

http://www.chinahvacr.com/hyzxnews/show.php?itemid=3128615

12 ·

2015 10 27 ·

ZH630-1600 5%-7%

.

ZH630-1600

http://news.21-sun.com/detail/2015/10/2015102910070084.shtml

13

2015 10 15

IR HFC

2030

2020 50% 2030

GWP

2015

Paul Camuti

150

16 20

2030 5000

GWP

http://news.21-sun.com/detail/2015/10/2015101914385334.shtml

14 ·

2015 11 4 ·

SDI 3.4

2.9

·

150

20

.

.

.

http://www.compressor.cn/News/qyzc/2015/1105/81459.html

15

11 2

100%

34.37% 13,749.60

65.63% 26,250.40

100%

37,202.27

100% 40,000

20.76 /

20.76 /

13,749.60

26250.40

37,202.27

37,202.27

26,250.40

8,148.03

1,803.84 1,000.00

http://www.compressor.cn/News/qyzc/2015/1103/81388.html

16

2015 10 26

9

http://www.compressor.cn/News/qyzc/2015/1026/81275.html

17

9 16

/

/

22 3.3%

10

2℃

http://www.compressor.cn/News/qyzc/2015/1026/81158.html

18

2015 09 28

Ƒ 7

7600

100%

1 1200--7600 r/min

(6.2-10 bar)

2 1 7

37kW

1

3

4 65

1

2

3 (

4

5

100% 2.3% 75% 41.5% 50% 46.1%

25% 10.1%

http://www.compressor.cn/News/qyzc/2015/1113/81584.html

20 Edwards

Edwards

Edwards 2014 9

2015

Edwards

Edwards

Edwards

Edwards

(2011-2015)

Edwards

Edwards

8 Edwards 8

21

BCEIA 2015

KYKY-EM8000F

BCEIA KYKY

.

M47;M49

http://www.chinesevacuum.com/ShowArticle.aspx?id=51043&pid=39

22

Diresco N.V.

Diresco Busch

Diresco 2003

Diresco

Diresco

(Opglabbeek)

65 1.4x3.2m

24

2006 Diresco Busch

1600 m³/h Busch R 5

Busch R 5 0.1

mbar 99.99%

Panda

Diresco 2009

Busch Busch Busch

24

R 5

2015.09.10

23

7 27

25

H Ã ʒ

http://www.chinesevacuum.com/ShowArticle.aspx?id=50512&pid=39

1 7730 10%

7 13 4.19

11.37% 7729.97 9.91%

,

http://stock.10jqka.com.cn/20150713/c574726850.shtml

2 : ,

2015 , 4.19 , 11.37%,

0.77 , 9.91%,EPS0.29 ,

0.04

1. ,

,

, , , ,

, 2.63 , 9.93%,

0.96 , 25.31% 4.19 ,
11.37%
, 3.89 ,
93% , 0.73 2.24 0.92 ,

0.29 , 7%
, 34.40%, 0.29
, 40.50%, 1.26 , 23.13%,
0.8 ,
34.85% 28.41%,
, 16.69%, 4
900 , 3.45
, ,
617% ,
, ,
-471 , 178%;
, ,
36%
2. , ,
, , 8.21
8000 , ,
1724%, 8.03 ; ,
96% 14%,

, 1.06

, 140%

,

3.

,

,

4. : 15-17 , 1.56 1.78 2.13 ,EPS0.53 0.60 0.72 , PE 36 32 26 , , '

http://finance.qq.com/a/20150901/027340.htm Top

3

2015 9 15 /

-

2015 9 16 30 2015

9 16 , 9.16 '

HCFC

, HCFC

'

, '

HCFC --- HFO/R134a R22

Top

4 : , ---

:

, (

, , , '),

, 3.5 4.5 ,

51.23%

: , ,

(002158.SZ,

, ' , ') 2007 , ,

,

, , 2015 1-8

9.6 , 1.1 (5.1 1),

5.6 , ,

, ,

, ,

PE 12.4 ,

, : ,

, , ,

SCFC

:

2015-2017 913 1,054 1,218 (

),EPS 0.544 0.709 0.819

, , , '

: ;

http://finance.qq.com/a/20151019/019737.htm Top

5 : ,

, '

:

: 2013

, ,

2015 2017 ,

2015~2017 ,10t/h 1418-1773 ,

1478

, ,

1) , ,

;2) ,

, ;3) ,

, :

-30%, 120 , ,

,

, , ,

, 2 , ,

, ,

, ,

, ,

:1)2015 , 8 ;2)

100% 3.5 4.5 , ,

2016

http://www.cut35.com/info/15453.html Top

7

2013

2015 2017

2015~2017 10t/h

1418-1773 1478

1

2

3

-30% 120

2

http://www.compressor.cn/News/qyzc/2015/1029/81203.html Top